






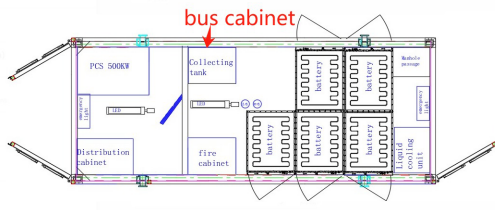


DESCRIPTION	<p>Module 48 LC</p> 	<p>PCS EPCS105-AM</p> 		
POWER/CAPACITY	BATTERY MODULE	PCS	ENCLOSURE	VISUALISATION
105 kW / 215 kWh	5 (1 cluster)	1	1 x Cabinet	
210 kW / 430 kWh	10 (2 clusters)	2	2 x Cabinets	
315 kW / 645 kWh	15 (3 clusters)	3	1 x 10 ft container	
500 kW / 1075 kWh	<p>Module 48 LC</p> 	<p>Mega 0500 TS</p> 		
500 kW / 1075 kWh	25 (5 clusters)	1	1 x 20 ft container	
1000 kW / 2150 kWh	50 (10 clusters)	2	1 x 40 ft container	